
BLUESTONE

FLOORING

ECO OUTDOOR®
FLOORING • WALLING • FURNITURE

LOS ANGELES · SAN FRANCISCO
ECOOUTDOORUSA.COM



VERSATILITY OFFERS POTENTIAL FOR EVERY PROJECT

Bluestone has a strong tradition in both Australian and European architecture, and is used in residential and commercial projects alike. The character of the stone is evident throughout the raw material, with cat paws and natural imperfections

Our Bluestone offering is flexible and versatile, meaning we can collaborate with clients to achieve bespoke, one-off custom designs. The variety of textures that bluestone is available in allows for continuity from inside to out with a solution for almost any area while its neutral tones enable it to work well with any color palette whilst still having a life of its own.

Bluestone is dense and durable, making it effective for high-traffic flooring settings such as driveways and pool surrounds.




COLOR RANGES



Black Haw




Melbourne Bluestone



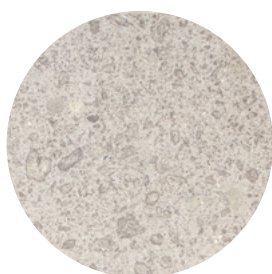
Heron



Honeycomb Bluestone




Pacific Bluestone

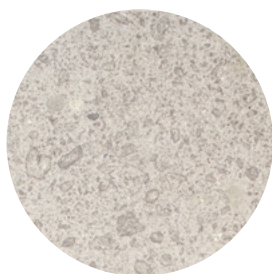


Torino

TEXTURES



Antique
(Pacific Bluestone only)



Brushed



Bush Hammered



Exfoliated




Exfoliated & Brushed



Honed





Sawn



Split

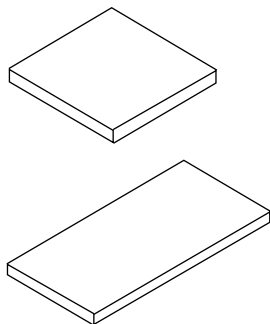
—
A selection of high resolution 3D textures is available at www.ecooutdoorusa.com



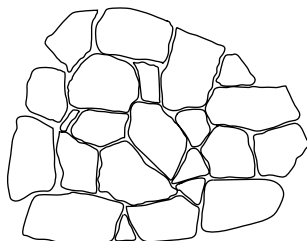
-
1. Bluestone [Honed]
 2. Bluestone [Custom water feature, Square Edge Coping]
 3. Honeycomb Bluestone [Square Edge Coping]
 4. Bluestone [Square Edge Step Tread]
 5. Bluestone [Rebated Coping]
 6. Bluestone [Organic Steppers]
 7. Bluestone [Rebated Coping]
-

SIZES

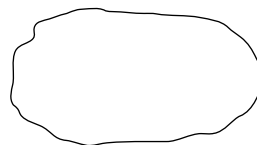
Tiles



Crazy Paving

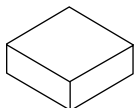


Organic Steppers



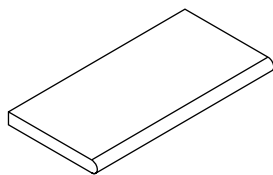
Various sizes

Cobblestones

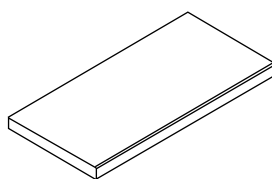


Coping / Step Tread

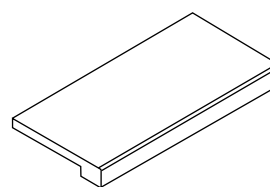
Single Bullnose



Square Edge



Rebated Square Edge



—
For more downloadable imagery visit www.ecooutdoorusa.com

<i>Imperial</i>	<i>Weight (lbm/sq ft)</i>	<i>Packing Details (ft²/crate)</i>
Melbourne Bluestone, Black Haw, & Honeycomb Bluestone		
Tiles		
19 5/8" x 19 5/8", 3/4"		
23 1/2" x 11 3/4", 3/4"		
31 1/2" x 15 3/4", 3/4"	12.29	172.22
39 1/4" x 19 5/8", 1 1/4"	18.43	139.93
Crazy Paving		
Various sizes: 3/4"	12.29	215.28
Organic Steppers: 1 1/4"	18.43	
Modular Pattern		
15 3/4" x 15 3/4", 3/4"		
31 3/4" x 15 3/4", 3/4"		
31 3/4" x 31 3/4", 3/4"		
Cobblestone		
4" x 4", 3/4"		
Split 5 sides, sawn bottom		
4" x 4", 1 1/4"		
Bush Hammered top surface, split sides, sawn bottom		
4" x 4", 1 1/2"		
Split 6 sides		
Coping / Step Tread		
Bullnose / Square Edge		
19 5/8" x 13 3/4", 1 1/4"		
23 1/2" x 13 3/4", 1 1/4"		
31 1/2" x 15 3/4", 1 1/4"		
39 1/4" x 15 3/4", 1 1/4"		
Rebated Square Edge		
23 1/2" x 15 3/4", 3/4" body, 2 1/2" face		
31 1/2" x 15 3/4", 3/4" body, 2 1/2" face		
31 1/2" x 15 3/4", 1 1/4" body, 3" face		
39 1/4" x 15 3/4", 1 1/4" body, 3" face		

<i>Metric</i>	<i>Weight (kg/m²)</i>	<i>Packing Details (m²/crate)</i>
Melbourne Bluestone, Black Haw, & Honeycomb Bluestone		
Tiles		
500x500mm, 20mm		
600x300mm, 20mm		
800x400mm, 20mm	60	16
1000x500mm, 30mm	90	13
Crazy Paving		
Various sizes: 20mm	60	20
Organic Steppers: 30mm	90	
Modular Pattern		
400x400mm, 20mm		
805x400mm, 20mm		
805x805mm, 20mm		
Cobblestone		
100x100mm, 20mm		
Split 5 sides, sawn bottom		
100x100mm, 30mm		
Bush Hammered top surface, split sides, sawn bottom		
100x100mm, 40mm		
Split 6 sides		
Coping / Step Tread		
Bullnose / Square Edge		
500x350mm, 30mm		
600x350mm, 30mm		
800x400mm, 30mm		
1000x400mm, 30mm		
Rebated Square Edge		
600x400mm, 20mm body, 60mm face		
800x400mm, 20mm body, 60mm face		
800x400mm, 30mm body, 75mm face		
1000x400mm, 30mm body 75mm face		

*All metric measurements are accurate.
All imperial measurements are nominal.*

These sizes are a range guide only as we tend to custom manufacture as per project requirements.

These stones have very low water absorption and are all salt resistant.

Given the high level of dimensional accuracy, typically these tiles can be laid with a suitable tile adhesive / thin set bed.

Refer to installation tips for further information. Alternative textures can also be created for a project.

Tile thickness requirements may be affected by the surface texture selected.

For further information, installation tips and pricing please contact us on (855) 413 1413.

<i>Imperial</i>	<i>Weight (lbm/sq ft)</i>	<i>Packing Details (ft²/crate)</i>
Pacific Bluestone		
Tiles		
23 3/4" x 15 3/4", 3/4"	11.47	171.36
Step Tread		
23 3/4" x 15 3/4", 1 1/4"	17.20	66 units
Modular Pattern		
7 3/4" x 7 3/4", 3/4"	11.47	231.75
7 3/4" x 15 3/4", 3/4"		
15 3/4" x 15 3/4", 3/4"		
23 3/4" x 15 3/4", 3/4"		
Torino		
Tiles		
27 1/2" x 27 1/2", 3/4"	10.24	235.17
Coping / Step Tread		
27 1/2" x 15 3/4", 1 1/4"	15.36	64 units
Rebated Square Edge		
27 1/2" x 15 3/4", 7/8" body, 3" face	13.16	20 units

<i>Metric</i>	<i>Weight (kg/m²)</i>	<i>Packing Details (m²/crate)</i>
Pacific Bluestone		
Tiles		
603x400mm, 20mm	56	21.53
Step Tread		
603x400mm, 30mm	84	66 units
Modular Pattern		
197 x 197mm, 20mm	56	21.53
197 x 400mm, 20mm		
400 x 400mm, 20mm		
603 x 400mm, 20mm		
Torino		
Tiles		
700x700mm, 20mm	50	23.52
Coping / Step Tread		
Square Edge 700x400mm, 30mm	75	64 units
Rebated Square Edge		
700x400mm, 22mm body, 75mm face	64.25	20 units

*All metric measurements are accurate.
All imperial measurements are nominal.*

These sizes are a range guide only as we tend to custom manufacture as per project requirements. Given the high level of dimensional accuracy, typically these tiles can be laid with a suitable tile adhesive / thin set bed. Refer to installation tips for further information. Alternative textures can also be created for a project. Tile thickness requirements may be affected by the surface texture selected. For further information, installation tips and pricing please contact us on (855) 413 1413.

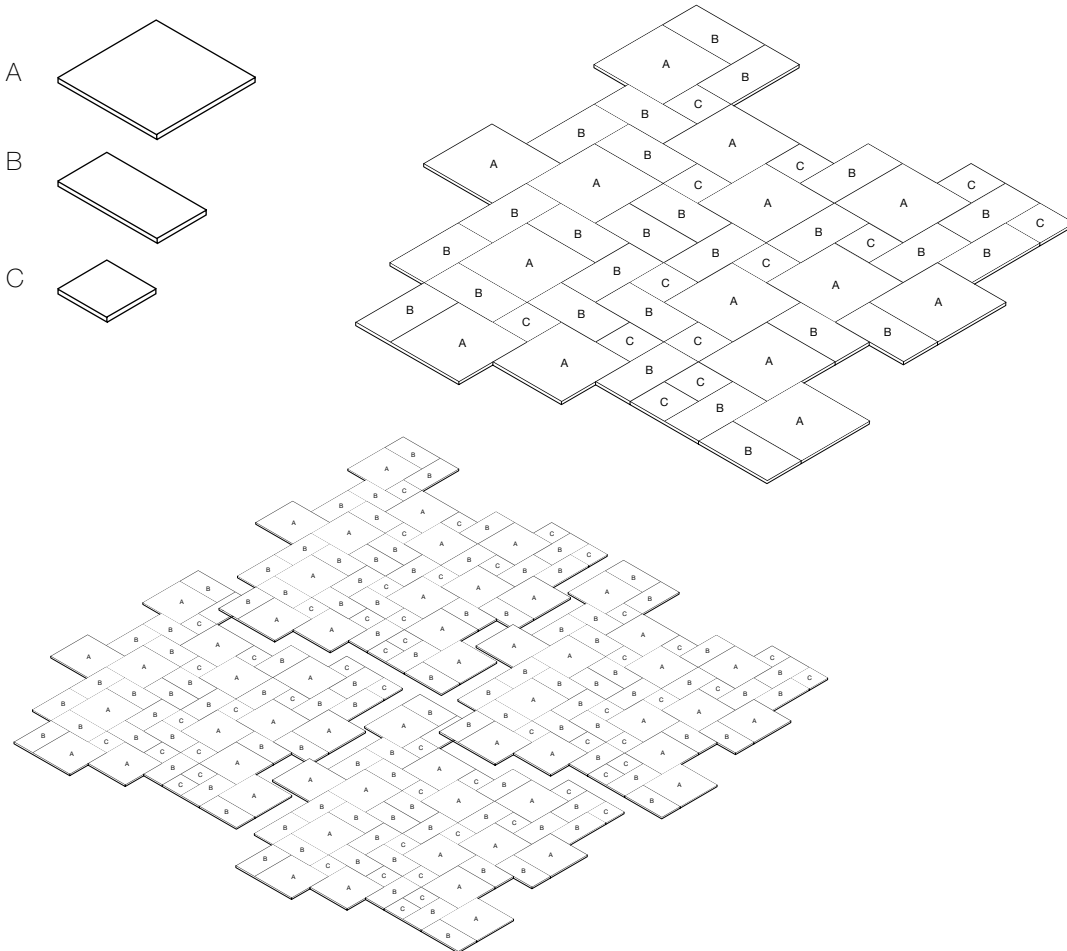
Melbourne Bluestone

Modular Pattern		<i>Imperial</i>
Ratio	Sizes	
1	A – 31 3/4" x 31 3/4"	
2	B – 31 3/4" x 15 3/4"	
1	C – 15 3/4" x 15 3/4"	

Modular Pattern		<i>Metric</i>
Ratio	Sizes	
1	A – 805 x 805mm	
2	B – 805 x 400mm	
1	C – 400 x 400mm	

*All metric measurements are accurate.
All imperial measurements are nominal.*

This pattern can be interlocked from all sides. All tile sizes can be used separately or in varying combinations. Tile sizes have been designed to align when using a 2/8 - 3/8" grout joint. For a download of this pattern and the Pacific Bluestone pattern refer to our website.



For more downloadable imagery visit www.ecooutdoorusa.com

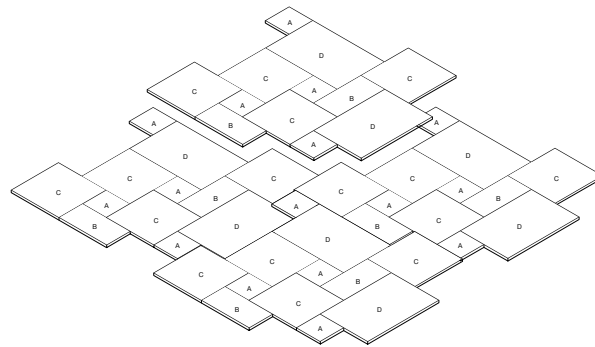
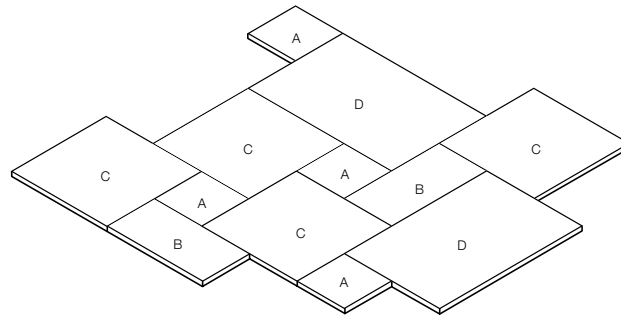
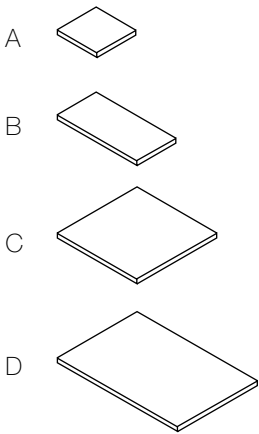
Pacific Bluestone

Modular Pattern		<i>Imperial</i>
Ratio	Sizes	
2	A – 7 ¾" x 7 ¾", ¾"	
1	B – 7 ¾" x 15 ¾", ¾"	
2	C – 15 ¾" x 15 ¾", ¾"	
1	D – 23 ¾" x 15 ¾", ¾"	

Modular Pattern		<i>Metric</i>
Ratio	Sizes	
2	A – 197 x 197mm, 20mm	
1	B – 197 x 400mm, 20mm	
2	C – 400 x 400mm, 20mm	
1	D – 603 x 400mm, 20mm	

Individual stone sizes vary. Lay pattern applies to all modular stones listed.
 This pattern can be interlocked from all sides.
 For a download of this pattern refer to the website.
 For further information, installation tips and pricing please contact us on (855) 413 1413.

*All metric measurements are accurate.
 All imperial measurements are nominal.*



—
 For more downloadable imagery visit www.ecooutdoorusa.com