
LIMESTONE

FLOORING

ECO OUTDOOR®
FLOORING • WALLING • FURNITURE

LOS ANGELES · SAN FRANCISCO
ECOOUTDOORUSA.COM



NATURAL TIMELESS APPEAL

Most of our limestone range has subtle color movement and tonal change and particular shades can be pulled out and coordinated with the associated architecture with ease. Our limestones are sourced from across the globe so our range of tiles presents varying colors and textures. All the pavers and tiles in our limestone range are ideal for use internally and externally for residential and commercial projects alike. Limestone is an ideal material to create a seamless transition from inside to out.

Each of our tiles comes in a tumbled finish to enhance the inherent characteristics of the natural stone. This aged appearance provides a real sense of history and permanency. Even newly laid stones feel as if they've been there forever. The texture and density of limestone makes it ideal for many outdoor surfaces such as pools and stairs.

Stone can be left in its raw state or it can be polished to varying degrees depending on the application. Saw-cut stone has a rough finish and is most appropriate for exterior features in garden and landscape design.





Allaro



Andorra




Arbon



Chalford



Colmar



Dover (Antique)



Dover (Sandblasted)



Duro




Garonne



Jericho



La Roche



Miramar




Nettle



Sabero



Vardo



Wyndam

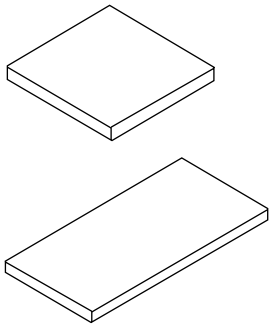
—

A selection of high resolution 3D textures is available at www.ecooutdoorusa.com

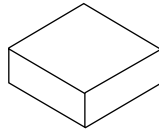


-
1. Chalford used as a step tread internally
 2. Chalford step treads
 3. Duro pool coping
 4. Colmar pool coping
-

Tiles

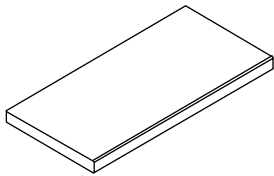


Cobblestones

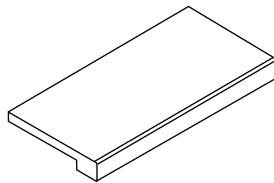


Coping / Step Tread

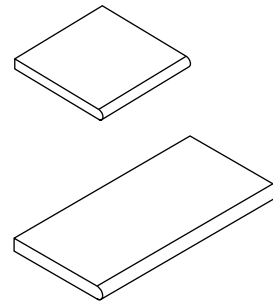
Square Edge



Rebated Square Edge



Tumbled



—
For more downloadable imagery visit www.ecooutdoorusa.com

<i>Imperial</i>	<i>Weight (lbm/sq ft)</i>	<i>Packing Details (ft²/crate)</i>	<i>Metric</i>	<i>Weight (kg/m²)</i>	<i>Packing Details (m²/crate)</i>
Allaro					
Tiles					
Modular 7 5/8"-24", 5/8"	9.22	170.50	Modular 195-605mm, 15mm	45	15.84
Modular 7 5/8"-24", 1 1/4"	18.43		Modular 195-605mm, 30mm	90	
24" x 16", 5/8"	9.22	166.73	605x400mm, 15mm	45	15.49
24" x 16", 1 1/4"	18.43	33 units	605x400mm, 30mm	90	33 units
Coping / Step Tread					
Tumbled					
24" x 16", 1 1/4"	18.43	33 units	605x400mm, 30mm	90	33 units
Andorra					
Tiles					
16" x 3", 3/4"	10.65	197.95	406x74mm, 20mm	52	18.39
36" x 24", 3/4"	10.65	264.36	915x610mm, 20mm	52	24.56
Coping / Step Tread					
Square Edge					
36" x 16", 1 3/8"	18.02	31 units	915x406mm, 35mm	88	31 units
Rebated Square Edge					
36" x 16", 1 1/4" body, 3" face	16.39	20 units	915x406mm, 30mm body, 75mm face	80	20 units
Arbon					
Tiles					
Modular 10"-30", 5/8"	8.19	274.48	Modular 252-764mm, 15mm	40	25.5
30" x 20", 5/8"	8.19	284.06	764x508mm, 15mm	40	26.39
Coping / Step Tread					
Tumbled					
30" x 16", 1 1/4"	16.39	34 units	764x406mm, 30mm	80	34 units
Chalford					
Random Lengths					
16"-36" x 24", 3/4"	9.63	269.10	400-900x610mm, 18mm	47	25
Coping / Step Tread					
Heavily Distressed					
36" x 16", 1 1/4"	16.39	33 units	900x406mm, 30mm	80	33 units

*All metric measurements are accurate.
All imperial measurements are nominal.*

Modular pattern tiles come in pre mixed crates.

Tiles are ideally best laid on a thin set / tile adhesive over a concrete slab. Refer to installation tips for further information.

24" x 16" and 30" x 20" tiles can be cut on-site for use as vertical risers when installing step treads.

For further information, installation tips and pricing please contact us on (855) 413 1413.

<i>Imperial</i>	<i>Weight (lbm/sq ft)</i>	<i>Packing Details (ft²/crate)</i>	<i>Metric</i>	<i>Weight (kg/m²)</i>	<i>Packing Details (m²/crate)</i>
Colmar					
Tiles					
36" x 24", 3/4"	10.24	264.36	915x610mm, 20mm	50	24.56
Coping / Step Tread					
Square Edge					
36" x 16", 1 3/8"	18.02	31 units	915x406mm, 35mm	88	31 units
Rebated Square Edge					
36" x 16", 1 1/4" body, 3" face	16.39	20 units	915x406mm, 30mm body, 75mm face	80	20 units
Dover (Antique & Sandblasted)					
Tiles					
32" x 16", 1/2"	6.55	298.16	810x406mm, 12mm	32	27.7
Random Lengths					
16"-40" x 16", 1/2"	6.55	285.24	400-1000x406mm, 12mm	32	26.5
Coping / Step Tread					
32" x 16", 1 1/4"	16.39	33 units	810x406mm, 30mm	80	33 units
Duro					
Tiles					
24" x 24", 3/4"	12.29	189.88	600x600mm, 18mm	60	17.64
36" x 24", 3/4"	12.29	174.38	900x600mm, 18mm	60	16.2
Coping / Step Tread					
Square Edge					
24" x 16", 1 1/4"	18.43	30 units	600x400mm, 30mm	90	30 units
36" x 16", 1 1/4"	18.43	22 units	900x400mm, 30mm	90	22 units
Rebated Square Edge					
36" x 16", 3/4" body, 2" face	13.93	36 units	900x400mm, 18mm body, 50mm face	68	36 units
<i>All metric measurements are accurate. All imperial measurements are nominal.</i>					

Modular pattern tiles come in pre mixed crates.

Tiles are ideally best laid on a thin set / tile adhesive over a concrete slab. Refer to installation tips for further information.

24" x 16" and 30" x 20" tiles can be cut on-site for use as vertical risers when installing step treads.

For further information, installation tips and pricing please contact us on (855) 413 1413.

<i>Imperial</i>	<i>Weight (lbm/sq ft)</i>	<i>Packing Details (ft²/crate)</i>	<i>Metric</i>	<i>Weight (kg/m²)</i>	<i>Packing Details (m²/crate)</i>
Garonne			Garonne		
Tiles			Tiles		
Modular 12" x 12"-36" x 24", 3/8"	7.99	234.01	Modular 303x303mm - 917x610mm, 15mm	39	21.74
Random Lengths			Random Lengths		
16" / 24" / 32" x 16", 3/8"	7.99	217.22	406/610/810x406mm, 15mm	39	20.18
24" / 36" / 40" x 24", 3/8"	7.99	232.07	610/915/1000x610mm, 15mm	39	21.56
Coping / Step Tread			Coping / Step Tread		
Tumbled 36" x 16", 1 1/4"	15.98	37 units	Tumbled 915x406mm, 30mm	78	37 units
Jericho			Jericho		
Tiles			Tiles		
Modular 8"-24", 3/8"	7.17	341.00	Modular 200-600mm, 11mm	35	31.68
24" x 24", 3/4"			600x600mm, 18mm		
36" x 24", 3/4"	11.88	348.75	900x600mm, 18mm	58	32.4
Cobblestones			Cobblestones		
4" x 4", 3/4"			100x100mm, 20mm		
Coping / Step Tread			Coping / Step Tread		
Tumbled 24" x 16", 1 1/4"			Tumbled 600x400mm, 30mm		
36" x 16", 1 1/4"	19.66	35 units	900x400mm, 30mm	96	35 units
La Roche			La Roche		
Tiles			Tiles		
Modular 8"-24", 3/4"	11.06	248.00	Modular 200-600mm, 20mm	54	23.04
36" x 24", 3/4"	11.06	290.63	900x600mm, 20mm	54	27
Coping / Step Tread			Coping / Step Tread		
Tumbled 24" x 16", 1 1/4"	16.59	50 units	Tumbled 600x400mm, 30mm	81	50 units
36" x 16", 1 1/4"	16.59	50 units	900x400mm, 30mm	81	50 units

*All metric measurements are accurate.
All imperial measurements are nominal.*

Modular pattern tiles come in pre mixed crates.

Tiles are ideally best laid on a thin set / tile adhesive over a concrete slab. Refer to installation tips for further information.

24" x 16" and 30" x 20" tiles can be cut on-site for use as vertical risers when installing step treads.

For further information, installation tips and pricing please contact us on (855) 413 1413.

<i>Imperial</i>	<i>Weight (lbm/sq ft)</i>	<i>Packing Details (ft²/crate)</i>
Wyndam		
Random Lengths		
24"-47 1/4" x 24", 3/4"	8.19	269.10
Coping / Step Tread		
40" x 16", 1 1/4"	13.93	33 units
Rebated Coping		
40" x 16", 3/4" body, 3" face (1 1/4" thick)	14.34	17 units

<i>Metric</i>	<i>Weight (kg/m²)</i>	<i>Packing Details (m²/crate)</i>
Wyndam		
Random Lengths		
600-1220x610mm, 18mm	40	25
Coping / Step Tread		
1000x406, 30mm	68	33 units
Rebated Coping		
1000x406mm, 20mm body, 75mm face (30mm thick)	70	17 units
<i>All metric measurements are accurate. All imperial measurements are nominal.</i>		

Modular pattern tiles come in pre mixed crates.

Tiles are ideally best laid on a thin set / tile adhesive over a concrete slab. Refer to installation tips for further information.

24" x 16" and 30" x 20" tiles can be cut on-site for use as vertical risers when installing step treads.

For further information, installation tips and pricing please contact us on (855) 413 1413.

Allaro, Arbon, Garonne, Jericho, La Roche

Small Modular Pattern

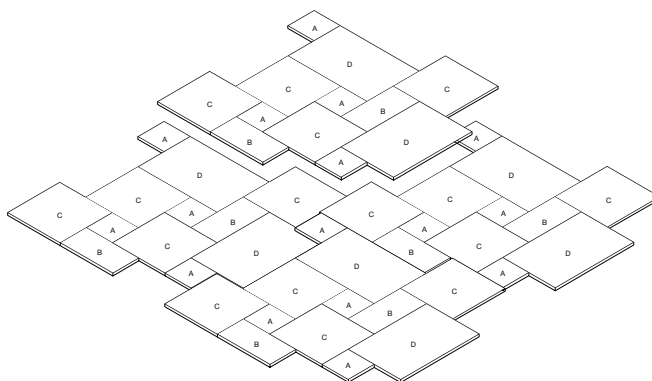
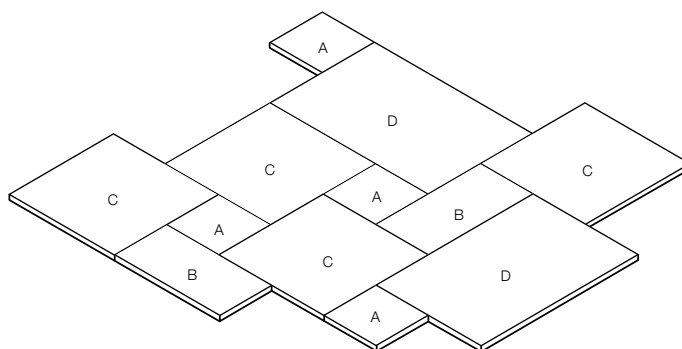
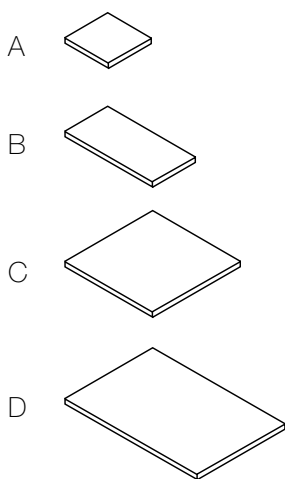
Ratio	Sizes
4	A
2	B
4	C
2	D

Individual stone sizes vary. Lay pattern applies to all modular stones listed.

This pattern can be interlocked from all sides.

For a download of this pattern refer to the website.

For further information, installation tips and pricing please contact us on (855) 413 1413.



—
For more downloadable imagery visit www.ecooutdoorusa.com